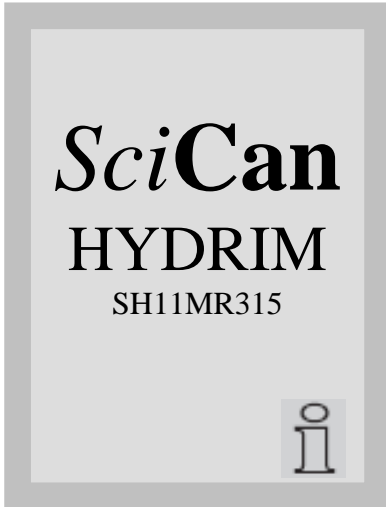
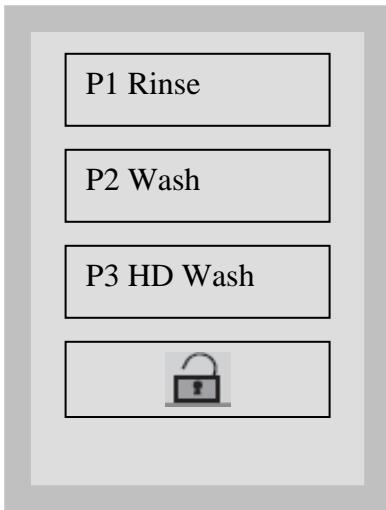


Hydrim L110w with Glass Door Chamber Cleaning Software Revision 315 & Higher



Turn Power Switch ON, Power up screen appears.

Touch the screen anywhere except the “i” to change to Main menu screen.



Main menu screen

Press lock to open door.



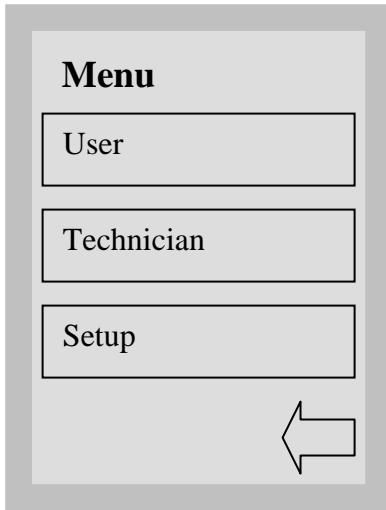
Pour approximately 17oz (.5 liters) of vinegar into the chamber.

Close the door.

Turn Power Switch OFF.

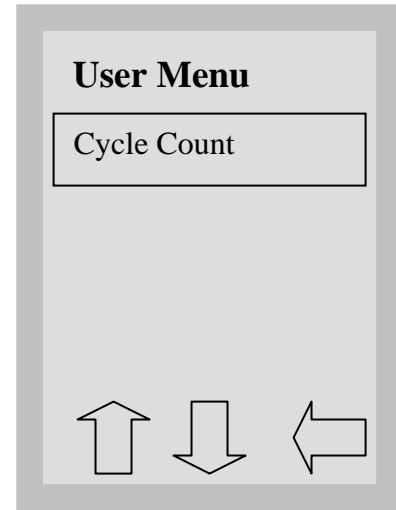


Turn Power Switch ON, Power up screen appears. Touch the “i” to access the User Menu.



Select User

The User Menu consists of four choices.
 Select Chamber Cleaning



Cleaning Cycle Screen

Cycle name appears at top of screen.

Progress bar shows progress of the cycle as percentage of remaining time vs. remaining time at the beginning of the cycle.

The stage within the cycle is shown beneath the bar (ex. Filling, Draining, Rinsing).

The estimated time remaining (in minutes) is always displayed. Please note that the time will increase or decrease depending on the projected cycle completion.

Press stop to abort cycle.



Cycle complete screen

When the cycle is complete, the program name and “Cycle Complete” is displayed.

Press the Lock button to open the door and return to the main menu screen.