
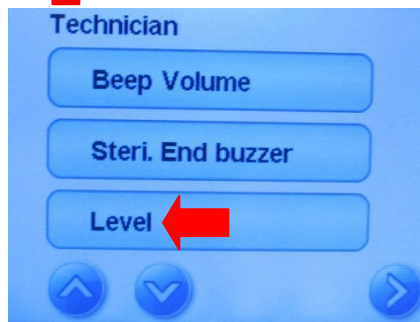
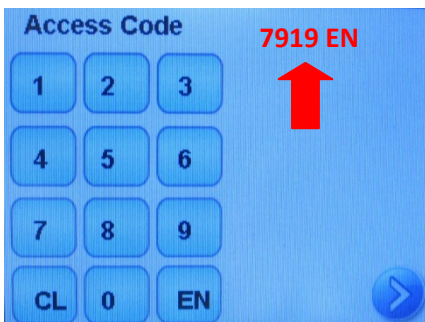



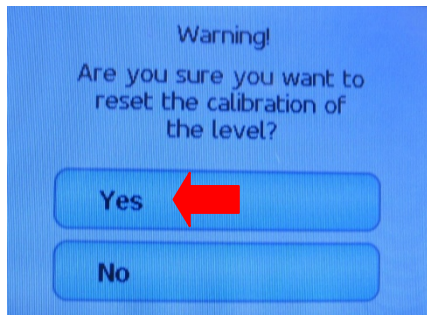
## Statim G4 Level Calibration

To calibrate the bubble level all legs must be screwed in flush against the frame and the Statim needs to be placed on a level surface. A spirit level can be used to check that the Statim is sitting level. Once the Statim is level follow the instructions below:



Use up or down arrows until  
level option appears

Touch check mark in lower  
left corner



Adjust leveling legs until bubble level is in the lower right quadrant and turns green.