
















Preventative Maintenance Checklist

Frequency	Preventative Maintenance	Item	Completed by	Date	Order Link	
Daily	Replace distilled water in reservoir as needed				 M11 Door Gasket	
	Clean door and dam gasket with a micro fiber cloth and dishwashing soap or a mild detergent that does not contain chlorine					
	Replace door gasket as needed*					
Weekly	Use Opticlave to clean the water reservoir once per week				 Midmark Speed-Clean	
	Clean the chamber, rack, and trays with Speed Clean chamber cleaner					 Opti-Clave 32oz
	Drain water from reservoir and refill with distilled water					
Monthly	Activate the pressure relief valve 3-5 times by pulling on the pressure relief handle. Do this only when the machine is not running.				 M11 Safety Release Valve	
	Remove and inspect the mesh chamber filters. Rinse with water and clean if it is dirty. Replace as necessary*.					 M11 Mesh Chamber Filter
Every Six Months	Replace the door and dam gasket				 M11 Door Gasket Kit	
	Inspect the door ring and replace if it is out of round					 M11 Door Gasket Ring
Yearly	Replace door springs				 M11 Door Springs	
	Replace mesh chamber filters *If you have questions about condition please contact our FREE Technical Support Line					 M11 Mesh Chamber Filter



Midmark M11

StatimUSA.com - Free Technical Support Line 704-966-1650 Option 3



FREE TECH SUPPORT