


















Preventative Maintenance Checklist

Frequency	Preventative Maintenance	Item	Completed by	Date	Order Link
CAUTION! Hot Chamber - The units stand-by mode is preset to maintain a hot chamber. Turn the unit off and allow adequate time for it to cool before performing maintenance.					
Daily	Clean the door gasket and door plate with a damp lint-free cloth and check for wear - Replace if needed.				 
	Clean all external surfaces with a damp lint-free cloth.				
Weekly	Clean the chamber and appropriate accessories with a wet cloth. If required, use a neutral detergent (a mild detergent containing no alkalis or bleaches). Carefully rinse with distilled water and remove any residue.	  			 
	Clean the waste bottle - if applicable.				
	Disinfect external surfaces with Optim 1 Disinfectant.				
Monthly or every 100 cycles	Clean both water reservoirs and water reservoir filters.* *To avoid cross contamination, be sure to use a different cloth and container with solution to wipe the internal surfaces of each reservoir.	 			 
	Inspect and clean all 3 chamber filters- Replace if needed.				
	Clean the external distilled water tank - if installed.				
	Clean the chamber rack and trays.				
6 Months or every 500 cycles	Perform all the cleaning tasks listed in the monthly schedule (above).	 			 
	Replace the bacteriological filter.				
	Replace the door seal.				
Yearly or every 1000 cycles	Annual service recommendations include: Clean reservoir and reservoir filters, Check integrity of incoming and outgoing services (power, water supply, drain), Check general condition of machine, Check bacteriological filter (replace if required), Inspect and clean right cover air filter, Check door seal (replace if required), Inspect chamber filters (replace if required).				



Scican Statclave G4

StatimUSA.com - Free Technical Support Line 704-966-1650 Option 3



FREE TECH SUPPORT