












Preventative Maintenance Checklist

Frequency	Preventative Maintenance	Item	Completed by	Date	Order Link
Daily	Replace distilled water in reservoir as needed				 Statim Waste Bottle Complete
	Empty the waste bottle every time you refill the reservoir				
	For ophthalmic use, drain water after each working day and refill at the start of the next workday				
Weekly	Wash the interior of the cassette with dishwashing soap or a mild detergent that does not contain chlorine				  Stat Dri Products Opti-Clave 32oz
	Scrub the the inside of cassette with a cleaning pad designed for use with Teflon coated surfaces				
	Clean water reservoir filter. For non-ophthalmic use, drain reservoir at end of the work week				
	Use opticlave to clean the water reservoir at the end of each work week				
	Apply a new coating of Stat Dry to the inside surface of the cassette				
Every Six Months	Replace cassette seal every 500 cycles or six months (whichever comes first)				 Statim 2000 G4 PM Kit #3
	Replace biological filter every 500 cycles or six months (whichever comes first)				
	Replace air compressor filter every 500 cycles or six months (whichever comes first)				
Two Years	Replace check valve				  Statim 2000 G4 Check Valve Statim 2000 G4 Plunger Repair Kit
	Inspect the solenoid valve and clean if dirty* Replace plunger if defective* *If you have questions about condition please contact our FREE Technical Support Line				



Statim 2000 G4

StatimUSA.com - Free Technical Support Line 704-966-1650 Option 3



FREE TECH SUPPORT