













## Preventative Maintenance Checklist

Frequency	Preventative Maintenance	Item	Completed by	Date	Order Link	
Daily	Replace distilled water in reservoir as needed				 Optim1 6"x7" Wipes	
	Clean door gasket with a micro fiber cloth/dishwashing soap and inspect for crease or tears. Wipe exterior of unit and surrounding area with Optim disinfecting wipes					
Weekly	Clean the chamber, rack, and trays with T-Clean chamber shine (If you are not using this product, use chamber brite weekly instead of monthly)				 T-Clean Chamber Shine	
	Remove chamber filter and rinse with water					 Opti-Clave 32oz
	Drain reservoir and use opticlave to clean the water reservoir					
	Lubricate threads and hinge of door closing device with WD-40 or equivalent penetrating oil					
Monthly	Run a chamber brite cycle to descale chamber and internal plumbing				 Chamber Brite Powder	
	For best results, run chamber brite every 20-25 cycles					
Every Six Months	Replace the door gasket				 Tuttnauer 2540M Door Gasket	
Yearly	Replace the safety valve, door gasket, and air jet (black top)				 Tuttnauer 2540M PM Kit	
	*If you have questions please call our FREE Technical Support Line					



# Tuttnauer 2540M

**StatimUSA.com - Free Technical Support Line 704-966-1650 Option 3**



FREE TECH SUPPORT