













Preventative Maintenance Checklist

Frequency	Preventative Maintenance	Item	Completed by	Date	Order Link	
Daily	Replace distilled water in reservoir as needed				 Optim1 6"x7" Wipes	
	Clean door gasket with a micro fiber cloth/dishwashing soap and inspect for crease or tears. Wipe exterior of unit and surrounding area with Optim disinfecting wipes					
Weekly	Clean the chamber, rack, and trays with T-Clean Chamber Shine (If you are not using this product, use Chamber Brite weekly instead of monthly)				 T-Clean Chamber Shine	
	Remove chamber filter and rinse with water					 Opti-Clave 32oz
	Drain reservoir and use Opticlave to clean the water reservoir					
	Lubricate threads and hinge of door closing device with WD-40 or equivalent penetrating oil					
Monthly	Run a Chamber Brite cycle to descale chamber and internal plumbing				 Chamber Brite Powder	
	For best results, run chamber brite every 20-25 cycles					
Every Six Months	Replace door gasket and HEPA filter				 Tuttnauer 3870EA Door Gasket	
Yearly	Replace the safety valve, door gasket, air jet (red top), HEPA filter, and plungers				 Tuttnauer 3870EA PM Kit	
	*If you have questions please call our FREE Technical Support Line					



Tuttnauer 3870EA

StatimUSA.com - Free Technical Support Line 704-966-1650 Option 3



FREE TECH SUPPORT