














## Preventative Maintenance Checklist

Frequency	Preventative Maintenance	Item	Completed by	Date	Order Link	
Daily	Replace distilled water in reservoir as needed				 Optim1 6"x7" Wipes	
	Clean door gasket with a micro fiber cloth/dishwashing soap and inspect for crease or tears. Wipe exterior of unit and surrounding area with Optim disinfecting wipes					
Weekly	Clean the chamber, rack, and trays with T-Clean Chamber Shine (If you are not using this product, use Chamber Brite weekly instead of monthly)				 T-Clean Chamber Shine	
	Drain reservoir and use Opticlave to clean the water reservoir					 Opti-Clave 32oz
	Lubricate door latch and hinge of door closing device with WD-40 or equivalent penetrating oil					
Monthly	Run a Chamber Brite cycle to descale chamber and internal plumbing  For best results, run chamber brite every 20-25 cycles				 Chamber Brite Powder	
Every Six Months	Inspect Door Gasket for cracks or damage and replace as needed				 Tuttnauer L21 PLUS Door Gaskets	
	Replace HEPA filter					 Tuttnauer L21PLUS I epa Filter
Yearly	Replace the safety valve, door gasket, air jet (black top), HEPA filter, and plungers  *If you have questions please call our FREE Technical Support Line				 Tuttnauer EZ 1PLUS QPM Kit	



# Tuttnauer EZ11PLUS

**StatimUSA.com - Free Technical Support Line 704-966-1650 Option 3**



FREE TECH SUPPORT