














Preventative Maintenance Checklist

Frequency	Preventative Maintenance	Item	Completed by	Date	Order Link	
Daily	Replace distilled water in reservoir as needed				 Optim1 6"x7" Wipes	
	Clean door gasket with a micro fiber cloth/dishwashing soap and inspect for crease or tears. Wipe exterior of unit and surrounding area with Optim disinfecting wipes					
Weekly	Clean the chamber, rack, and trays with T-Clean Chamber Shine (If you are not using this product, use Chamber Brite weekly instead of monthly)				 T-Clean Chamber Shine	
	Drain reservoir and use Opticlave to clean the water reservoir					 Opti-Clave 32oz
	Lubricate door latch and hinge of door closing device with WD-40 or equivalent penetrating oil					
Monthly	Run a Chamber Brite cycle to descale chamber and internal plumbing For best results, run chamber brite every 20-25 cycles				 Chamber Brite Powder	
Every Six Months	Inspect Door Gasket for cracks or damage and replace as needed				 Tuttnauer L29PLUS Door Gasket	
	Replace HEPA filter					 Tuttnauer E29PLUS HEPA Filter
Yearly	Replace the safety valve, door gasket, air jet (black top), HEPA filter, and plungers *If you have questions please call our FREE Technical Support Line				 Tuttnauer E29PLUS QPM Kit	



Tuttnauer EZ9PLUS

StatimUSA.com - Free Technical Support Line 704-966-1650 Option 3



FREE TECH SUPPORT