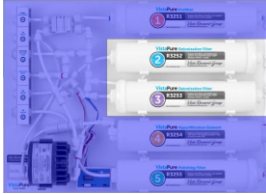


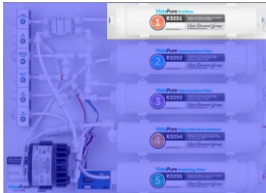

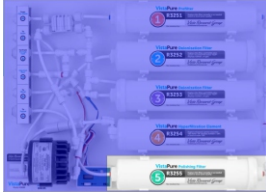

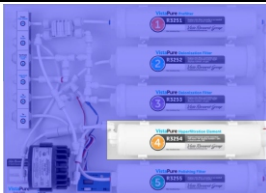





Preventative Maintenance Checklist

| | | Item | Completed by | Date | |
|--|--|---|--------------|------|--|
| Monthly | Check TDS Levels: Details for testing, and the chart are included in the manual. | | | | |
| 4 Months - 3 Years | Deionization Filters (R3252 & R3253): Change BOTH deionization filters whenever the system-mounted TDS meter "OUT" displays a number equal to or greater than 4 parts per million (ppm). |  | | |   <small>Vistapure Deionization Filter R3252</small> <small>Vistapure Deionization Filter R3253</small> |
| Approx. 1 Year | Prefilter (R3251): Approximately one year (change at least annually.) |  | | |  <small>Vistapure Prefilter R3251</small> |
| | Polishing Filter (R3255): Approximately one year (change at least annually). |  | | |  <small>Vistapure Polishing Filter R3255</small> |
| 3-5 Years | Hyperfiltration Element (R3254): Replace the hyperfiltration filter whenever the system-mounted TDS meter "IN" exceeds 10% of the TDS of the municipal water supply TO the system. |  | | |  <small>Vistapure Polishing Filter R3254</small> |
| <p>⚠ Warning: NEVER attempt to change any filter element(s) with pressure on the system.</p> <p>At least once per year and whenever filters are changed, sanitize the VistaPure system.</p> <p>During the initial installation, at least once per year during tank cleansing process, and whenever filters are changed, check the air pressure of the systems water tank.</p> | | | | |  <small>VistaPure Manual</small> |



VistaPure

StatimUSA.com - Free Technical Support Line 704-966-1650 Option 3



FREE TECH SUPPORT