













# Preventative Maintenance Checklist

Frequency	Preventative Maintenance	Item	Completed by	Date	Order Link
Daily	Replace distilled water in reservoir as needed				 M9 Door Gasket
	Clean door and dam gasket with a micro fiber cloth and dishwashing soap or a mild detergent that does not contain chlorine				
	Replace door gasket as needed*				
Weekly	Use Opticlave to clean the water reservoir once per week				 Midmark Speed-Clean  Opti-Clave 32oz
	Clean the chamber, rack, and trays with Speed Clean chamber cleaner				
	Drain water from reservoir and refill with distilled water				
Monthly	Remove and inspect the mesh chamber filters. Rinse with water and clean if it is dirty. Replace as necessary*.				 M9 Mesh Chamber Filter Kit
Every Six Months	Replace the door and dam gasket				 M9 Door Gasket Kit  M9 Door Gasket Ring
	Inspect the door ring and replace if it is out of round				
Yearly	Install Door & Dam Gasket Kit, Chamber Filters, Door Springs, and Gasket Ring included in PM Kit				 Midmark M9 PM Kit
	*If you have questions about condition please contact our FREE Technical Support Line				



## Midmark M9

StatimUSA.com - Free Technical Support Line 704-966-1650 Option 3



FREE TECH SUPPORT