












Preventative Maintenance Checklist

Frequency	Preventative Maintenance	Item	Completed by	Date	Order Link
Daily	Replace distilled water in reservoir as needed				 Optim1 6"x7" Wipes
	Clean door gasket with a micro fiber cloth/dishwashing soap and inspect for crease or tears. Wipe exterior of unit and surrounding area with Optim disinfecting wipes				
Weekly	Clean the chamber, rack, and trays with T-Clean Chamber Shine (If you are not using this product, use Chamber Brite weekly instead of monthly)				 T-Clean Chamber Shine 500ml
	Drain reservoir and use Opticlave to clean the water reservoir			 Opti-Clave 32oz	
	Lubricate door latch and hinge of door closing device with WD-40 or equivalent penetrating oil				
Monthly	Run a Chamber Brite cycle to descale chamber and internal plumbing For best results, run chamber brite every 20-25 cycles				 Chamber Brite Powder
Every Six Months	Inspect Door Gasket for cracks or damage and replace as needed				 Tuttnauer L21 PLUS Door Gaskets
	Replace HEPA filter				
Yearly	Replace the safety valve, door gasket, air jet (black top), HEPA filter, and plungers *If you have questions please call our FREE Technical Support Line				 Tuttnauer EZ 1PLUS QPM Kit



Tuttnauer EZ11PLUS

StatimUSA.com - Free Technical Support Line 704-966-1650 Option 3



FREE TECH SUPPORT