













# Preventative Maintenance Checklist

Frequency	Preventative Maintenance	Item	Completed by	Date	Order Link	
Daily	Replace distilled water in reservoir as needed				 Optim1 6"x7" Wipes	
	Clean door gasket with mild detergent, water, and soft cloth/sponge. Check visually that gasket is intact, not loose, and clean. Wipe surrounding area with Optim disinfecting wipes.					
Weekly Bi-Weekly	If autoclave is only used occasionally, drain water from mineral free water reservoir once a week and refill with fresh mineral-free water or distilled water.				 Tuttnauer I-System Clean Tablets	
	Weekly or if text alarm of "full waste water reservoir" appears (whichever comes first) drain water from the waste water reservoir.					 Tuttnauer I-System Clean Process
	Clean the outer parts of the autoclave with a soft cloth.					
	<b>Once Every 2 Weeks Perform "System Clean Process."</b>					
Monthly	Clean and descale the chamber.					
	Clean the outer parts of the autoclave with a soft cloth.					
	Clean the drain filter of the autoclave.					
Periodic Maintenance	<b>Every 3 Months:</b> Check door gasket for physical damage and replace if there is damage or leakage.				 T-Edge 10 Door Gasket CAS080-0559	
	<b>Every 6 Months or 1000 cycles:</b> (Whichever comes first:) Replace the air filter.					 T-Edge 10 Air Filter FIL175-0170
	<b>Every 6 Months or 1000 cycles:</b> (Whichever comes first:) Replace the door gasket					
Yearly	Annual PM - Replace Door Gasket, Air Filter, and perform "System Clean Process" with TSC Cleaning Tablets				 T-Edge 10 PM Kit	
	*If you have questions please call our FREE Technical Support Line					

**CAUTION! - Make sure the autoclave IS NOT HOT before cleaning it. - CAUTION!**



## Tuttnauer T-Edge 10

**StatimUSA.com - Free Technical Support Line 704-966-1650 Option 3**



FREE TECH SUPPORT