

















**Sterilizer Autoclave Solutions**  
INFECTION CONTROL SPECIALISTS

## Preventative Maintenance Checklist

Frequency	Preventative Maintenance	Item	Completed by	Date	Order Link
	<b>WARNING!</b> To prevent burns, allow unit to cool before cleaning gaskets and internal surfaces or removing trays, tray rack, tray plate and filters.				 Optim1 6"x7" Wipes  Midmark Speed-Clean
	<b>EQUIPMENT ALERT:</b> If you frequently process lubricated instruments, drain and refill the reservoir with distilled water or water that meets water purity specified in the user guide.				
	<b>NOTE:</b> If an Auto-Fill system is enabled proceed to the next step after draining the reservoir.				
Daily	Clean external surfaces with soap and water and disinfect with Optim1 Cleaner.				 Opti-Clave 32oz  M11-05X Door Gasket
	Clean exposed surfaces of door and dam gaskets with a soft cloth moistened with distilled water.				
	If necessary, use Speed-Clean and a soft brush.				
	Inspect door and dam gaskets for damage - Replace if damaged.*				
Weekly	Optionally, drain and refill reservoir with distilled water.				 M11-05X Dam Gasket  M11-05X Door & Dam Gasket Kit
	<b>Note: On weeks when performing Monthly Care the Weekly Care is not required.</b>				
	Complete Daily Care - Clean external surfaces and gaskets.				
	Drain water reservoir - Clean with OptiClave - Refill reservoir.				
	Remove trays, tray rack and tray plate - Clean using Speed-Clean - Rinse with Distilled Water.				
	Clean inside of chamber using Speed-Clean and rinse with distilled water.				
Monthly	Reinsert tray plate, tray rack, and trays.				 M11-05X Chamber Filter Kit  M11-05X Pressure Relief Valve Kit
	Complete Daily Care - Clean external surfaces and gaskets.				
	Run a cleaning cycle using one ounce of Speed-Clean.				
	Run a rinsing cycle using distilled water.				
	Check pressure relief valve.				
Yearly	Wipe inside of chamber and trays.				 M11 05X PM Kit
	Clean filters using Speed-Clean and distilled water.				
	Install Door & Dam Gasket Kit, Chamber Filters, and Gasket Ring included in PM Kit				
	*If you have questions about condition please contact our FREE Technical Support Line				



## Midmark M11-05X

**StatimUSA.com - Free Technical Support Line 704-966-1650 Option 3**



FREE TECH SUPPORT