

















Sterilizer Autoclave Solutions
INFECTION CONTROL SPECIALISTS

Preventative Maintenance Checklist

Frequency	Preventative Maintenance	Item	Completed by	Date	Order Link
	WARNING! To prevent burns, allow unit to cool before cleaning gaskets and internal surfaces or removing trays, tray rack, tray plate and filters.				 Optim1 6"x7" Wipes  Midmark Speed-Clean
	EQUIPMENT ALERT: If you frequently process lubricated instruments, drain and refill the reservoir with distilled water or water that meets water purity specified in the user guide.				
	NOTE: If an Auto-Fill system is enabled proceed to the next step after draining the reservoir.				
Daily	Clean external surfaces with soap and water and disinfect with Optim1 Cleaner.				 Opti-Clave 32oz  M9-05X Door Gasket Kit
	Clean exposed surfaces of door and dam gaskets with a soft cloth moistened with distilled water.				
	If necessary, use Speed-Clean and a soft brush.				
	Inspect door and dam gaskets for damage - Replace if damaged.*				
Weekly	Optionally, drain and refill reservoir with distilled water.				 M9-05X Dam Gasket Kit  M9-05X Door & Dam Gasket Kit
	Note: On weeks when performing Monthly Care the Weekly Care is not required.				
	Complete Daily Care - Clean external surfaces and gaskets.				
	Drain water reservoir - Clean with OptiClave - Refill reservoir.				
	Remove trays, tray rack and tray plate - Clean using Speed-Clean - Rinse with Distilled Water.				
	Clean inside of chamber using Speed-Clean and rinse with distilled water.				
	Reinsert tray plate, tray rack, and trays.				
Monthly	Complete Daily Care - Clean external surfaces and gaskets.				 M9-05X Chamber Filter Kit  M9-05X Pressure Relief Valve Kit
	Run a cleaning cycle using one ounce of Speed-Clean.				
	Run a rinsing cycle using distilled water.				
	Check pressure relief valve.				
	Wipe inside of chamber and trays.				
	Clean filters using Speed-Clean and distilled water.				
Yearly	Install Door & Dam Gasket Kit, Chamber Filters, and Gasket Ring included in PM Kit				 M9-05X PM Kit
	*If you have questions about condition please contact our FREE Technical Support Line				



Midmark M9-05X

StatimUSA.com - Free Technical Support Line 704-966-1650 Option 3



FREE TECH SUPPORT