












Preventative Maintenance Checklist

Frequency	Preventative Maintenance	Item	Completed by	Date	Order Link
Daily	Replace distilled water in reservoir as needed				 Optim1 6"x7" Wipes
	Clean door gasket with a micro fiber cloth/dishwashing soap and inspect for crease or tears. Wipe exterior of unit and surrounding area with Optim disinfecting wipes				
Weekly	Clean the chamber, rack, and trays with T-Clean chamber shine (If you are not using this product, use chamber brite weekly instead of monthly)				  T-Clean Chamber Shine 500ml Opti-Clave 32oz
	Remove chamber filter and rinse with water				
	Drain reservoir and use opticlave to clean the water reservoir				
	Lubricate threads and hinge of door closing device with WD-40 or equivalent penetrating oil				
Monthly	Run a chamber brite cycle to descale chamber and internal plumbing For best results, run chamber brite every 20-25 cycles				 Chamber Brite Powder
Every Six Months	Replace the door gasket				 2340M Door Gasket
Yearly	Replace the safety valve, door gasket, and air jet (black top)				 2340M PM Kit
	*If you have questions please call our FREE Technical Support Line				



Tuttnauer 2340M

StatimUSA.com - Free Technical Support Line 704-966-1650 Option 3



FREE TECH SUPPORT