














Sterilizer Autoclave Solutions
INFECTION CONTROL SPECIALISTS

Preventative Maintenance Checklist

Frequency	Preventative Maintenance	Item	Completed by	Date	Order Link
Daily	Replace distilled water in reservoir as needed				 Optim1 6"x7" Wipes
	Clean door gasket with a micro fiber cloth/dishwashing soap and inspect for crease or tears. Wipe exterior of unit and surrounding area with Optim disinfecting wipes				
Weekly	Clean the chamber, rack, and trays with T-Clean chamber shine (If you are not using this product, use chamber brite weekly instead of monthly)				 T-Clean Chamber Shine 500ml  Opti-Clave 32oz
	Remove chamber filter and rinse with water				
	Drain reservoir and use opticlave to clean the water reservoir				
	Lubricate threads and hinge of door closing device with WD-40 or equivalent penetrating oil				
Monthly	Run a chamber brite cycle to descale chamber and internal plumbing For best results, run chamber brite every 20-25 cycles				 Chamber Brite Powder
Every Six Months	Replace the door gasket				 3870M Door Gasket
Yearly	Replace the safety valve, door gasket, and air jet (red top)				 3870M PM Kit
	*If you have questions please call our FREE Technical Support Line				



Tuttnauer 3870M

StatimUSA.com - Free Technical Support Line 704-966-1650 Option 3



FREE TECH SUPPORT