














Preventative Maintenance Checklist

Frequency	Preventative Maintenance	Item	Completed by	Date	Order Link		
Daily	Clean Door Gasket				 Optim1 6"x7" Wipes		
	Empty the waste bottle every time you refill the reservoir					 Proper Bowie Dick Tests	
	Run Bowie Dick test daily						
	Wipe surrounding area with Optim1 disinfecting wipes						
Weekly	Clean the internal part of the tray with dishwashing soap or a mild detergent that does not contain chlorine. After cleaning the tray must be thoroughly washed with water. Dry the tray before reinstalling.				 Enbio S WATER IN Tubing		
	Clean the interior of the process chamber with dishwashing soap or a mild detergent that does not contain chlorine. After cleaning wipe the chamber with a soft cloth until dry.					 Enbio S WATER OUT Tubing	
	Clean Waste Water Bottle with OptiClave Cleaner						
After 100 Performed Processes	Clean the seal. Use warm water and a microfiber cloth (microfiber with silver particles is acceptable) to clean the device. Use of dull or sharp cleaning tools is not acceptable. Cleaning with chemical agents is not acceptable. Perform the cleaning when the device has cooled down. After opening the drawer maintain caution and do not bend the drawer. After cleaning, leave the device open until the seal dries.				 Enbio S Distilled Water Bottle		
	Replace Enbio S Magic Filter every 1000 processes					 Enbio S Waste Water Bottle	
	Periodic maintenance is performed annually, or after 1000 processes (whichever comes sooner)						 Enbio S Seal
Yearly -or- As needed by process count	Replace Enbio S Magic Filter every 1000 processes				 Magic Filter 111687USE		
	Periodic maintenance is performed annually, or after 1000 processes (whichever comes sooner)					 Enbio S PM Package	



Enbio S

StatimUSA.com - Free Technical Support Line 704-966-1650 Option 3



FREE TECH SUPPORT